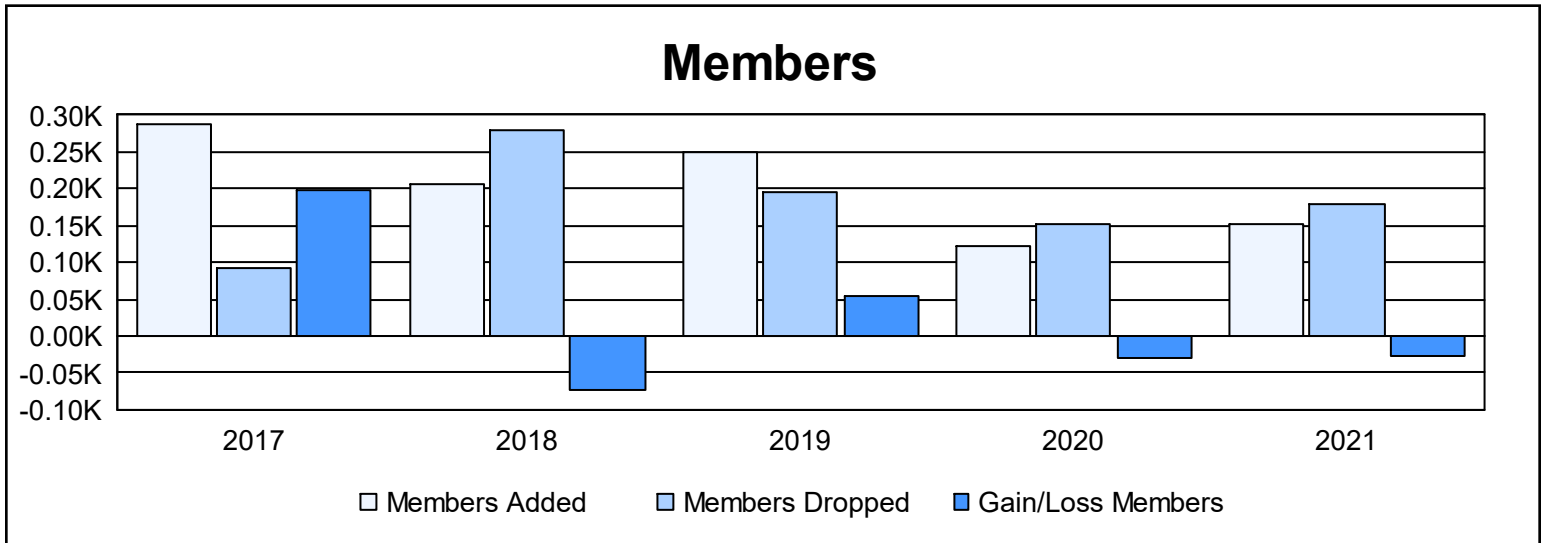
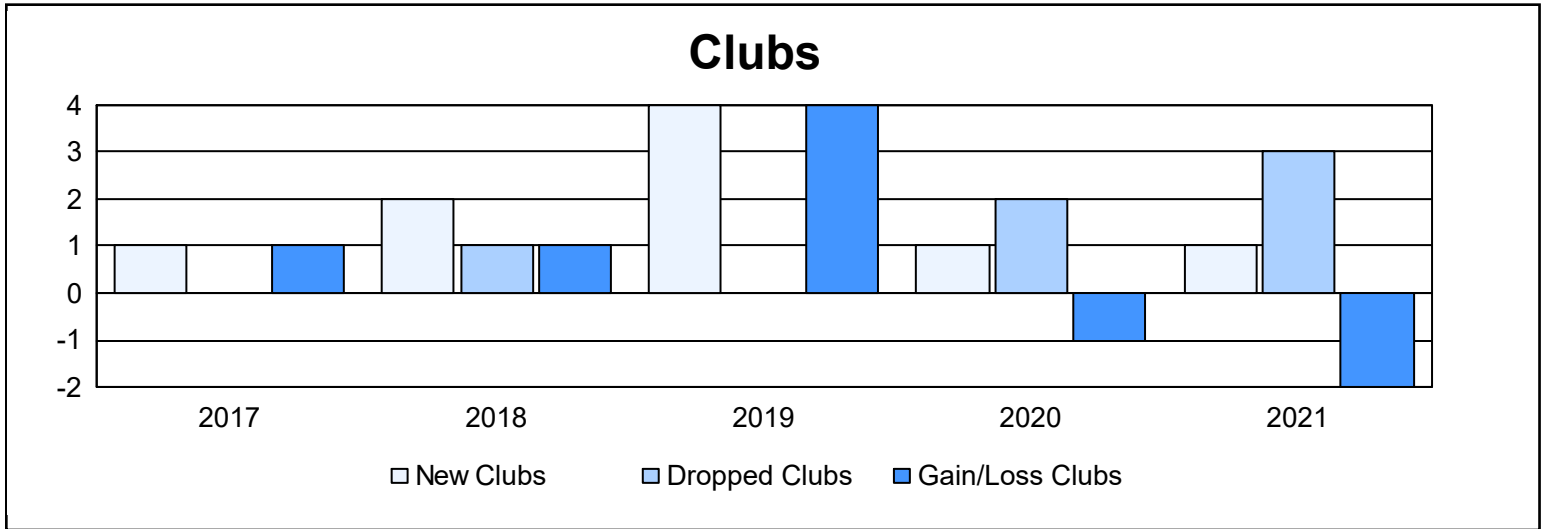
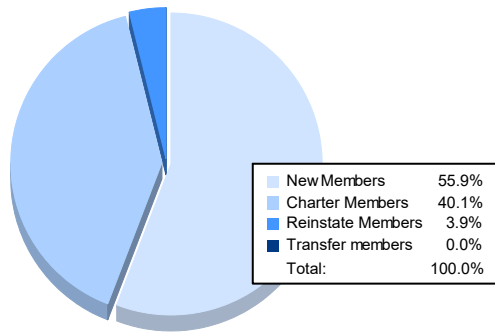


Year	New Clubs	Dropped Clubs	Gain/ Loss Clubs	New Members	Charter Members	Reinstate Members	Transfer Members	Total Member Added	Total Members Dropped	Gain/ Loss Members
2016-2017	1	0	1	188	82	18	1	289	92	197
2017-2018	2	1	1	141	54	6	6	207	280	-73
2018-2019	4	0	4	128	113	8	2	251	196	55
2019-2020	1	2	-1	81	39	1	1	122	152	-30
2020-2021	1	3	-2	85	61	6	0	152	180	-28
<b>Average</b>	<b>2</b>	<b>1</b>	<b>1</b>	<b>125</b>	<b>70</b>	<b>8</b>	<b>2</b>	<b>204</b>	<b>180</b>	<b>24</b>



### Membership Composition June 2021 Cumulative



### Gender Composition June 2021 Cumulative

